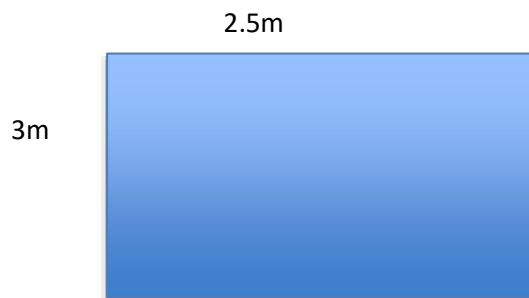


Technician's Plan Sheet

Day 4 Homework (Tier 3)

Hospital Exam Room: This room is often the first “stop” upon entering the hospital. Even though patients enter this room in emergency situations, they are often in this room for hours, awaiting exams, tests, and decisions about possible admission. This can be a very scary time and the hospital would like to provide patients with the ability to change the color of this room if they find it is not relaxing and comforting. This change must be quick, easy, and efficient. Your new paint might be the perfect choice, but you will need to know more details before you can propose this to the hospital board!

This exam room only has one wall that can be painted, as the other walls are either covered in exam equipment or are made up of curtains. The hospital is requiring that each wall is initially given 2 coats of paint.



Summary:

Dye Choice _____

Original Color _____

Change Color _____

Indicator Needed _____

Amount of Dye Needed _____

Rationale: (show proportion or equation process)

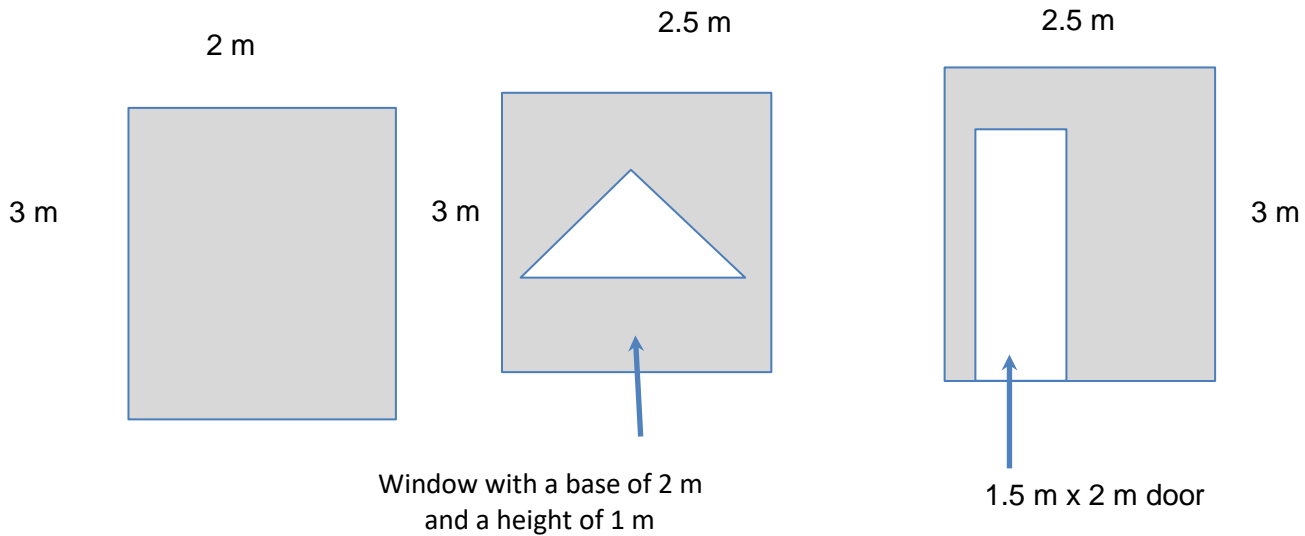
Hint: You are comparing the paper prototype/model to the real room

Hint: The paper's dye /area ratio = The wall's dye/area ratio

Day 4 Homework (Tier 2)

Hospital Exam Room: This room is often the first “stop” upon entering the hospital. Even though patients enter this room in emergency situations, they are often in this room for hours, awaiting exams, tests, and decisions about possible admission. This can be a very scary time and the hospital would like to provide patients with the ability to change the color of this room if they find it is not relaxing and comforting. This change must be quick, easy, and efficient. Your new paint might be the perfect choice, but you will need to know more details before you can propose this to the hospital board!

This exam room only has three walls that can be painted, as the other walls are covered in exam equipment and are made up of a curtain. The hospital is requiring that each wall is initially given 2 coats of paint.



Summary:

Dye Choice _____

Original Color _____

Change Color _____

Indicator Needed _____

Amount of Dye Needed _____

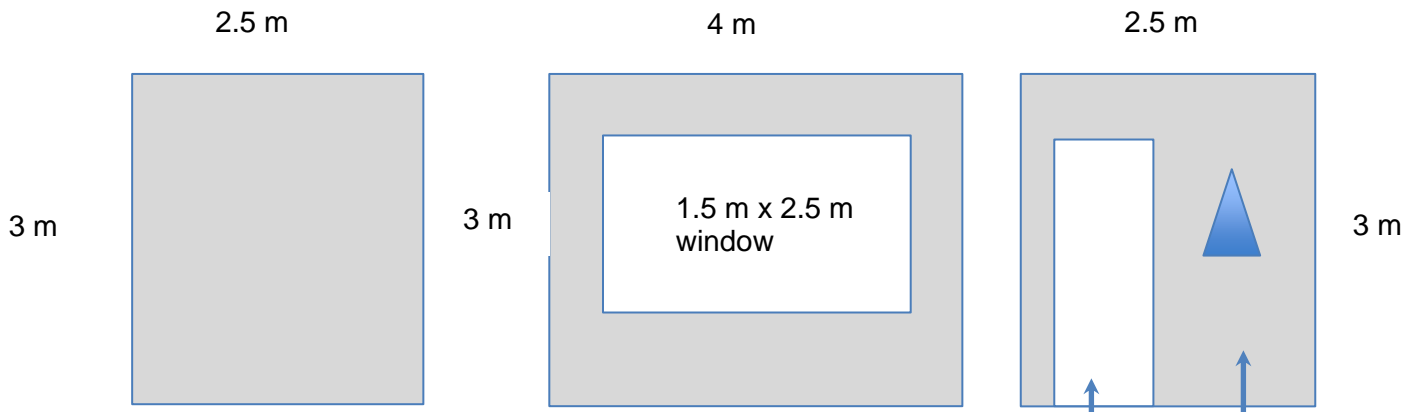
Rationale: (show proportion or equation process)

Hint: You are comparing the needed paint on the paper prototype/model to the needed paint for the real room

Day 4 Homework (Tier 1)

Hospital Exam Room: This room is “home away from home” while in the hospital for each patient. This can be a very scary time and the hospital would like to provide patients with the ability to change the color of this room if they find it is not relaxing and comforting. This change must be quick, easy, and efficient. Your new paint might be the perfect choice, but you will need to know more details before you can propose this to the hospital board!

This exam room has multiple walls that can be painted, as shown below. The hospital is requiring that each wall is initially given 2 coats of paint.



Summary:
 Dye Choice _____
 Original Color _____
 Change Color _____
 Indicator Needed _____
 Amount of Dye Needed _____
 Rationale: (show proportion process)